

Broadmedia & Entertainment  
**Inter BEE 2023**

■Outline

◆Name	Inter BEE 2023
◆Period	<Makuhari Messe> November 15th 10:00 a.m. to 5:30 p.m. November 16th 10:00 a.m. to 5:30 p.m. November 17th 10:00 a.m. to 5:00 p.m. <Online> November 6th - December 15th
◆Location	Makuhari Messe / Online
◆Admission	Free of charge (registration required)
◆Organizer	<b>JEITA</b> Japan Electronics and Information Technology Industries Association
◆Support (Planned)	Ministry of Internal Affairs and Communications (MIC) Ministry of Economy, Trade and Industry (METI) *Listed by date established Japan Broadcasting Corporation (NHK) The Japan Commercial Broadcasters Association (JBA) The Association of Radio Industries and Bussinesses (ARIB) Digital Content Association of Japan (DCAJ) The Association for Promotion of Advanced Broadcasting Services (A-PAB) *no particular order
◆Partners (Planned)	Advanced Imaging Society Japan Committee Association of Media in Digital Camera & Imaging Products Association Digital Signage Consortium IPDC Forum IPTV FORUM JAPAN JAPAN AD.CONTENTS ASSOCIATION Japan Association of Audiovisual Producers, Inc. Japan Association of Lighting Engineers & Designers Japan Association of Professional Recording Studios Japan Association of Video Communication Japan Audio Society Japan Cable and Telecommunications Association Japan Cable Television Engineering Association JAPAN POST PRODUCTION ASSOCIATION Japan PublicViewing Association Japan Satellite Broadcasting Association JAPAN STAGE SOUND BUSINESS COOPERATIVE Japan Visual Industry Guild Japanese Society of Cinematographers JSL Mobile Broadband Association MOTION PICTURE and TELEVISION ENGINEERING SOCIETY of japan, Inc. MULTISCREEN BROADCASTING STUDY GROUP National Theatrical & Television Lighting Industrial Cooperative Next Generation Contents Distribution Forum Projection Mapping Association of Japan Radio Engineering & Electronics Association Specified Radio microphone User's Federation Stage Sound Association of Japan State of the Art Technologies Expression Association The Association of Japanese Animations The Institute of Image Information and Television Engineers Theatre and Entertainment Technology Association, Japan 3D Consortium Ultra-Realistic Communications Forum Visual Industry Promotion Organization *alphabetical order

Administration/Inquiries: Japan Electronics Show Association  
4F Ote Center Bldg., 1-1-3, Otemachi, Chiyoda-ku, Tokyo 100-0004  
E-mail:contact2023@inter-bee.com



Broadmedia & Entertainment  
**Inter BEE 2023**

Makuhari Messe: 11.15 Wed. »»» 17 Fri.

Exhibition Guide

*Accelerating Media and Entertainment Evolution  
Capturing Technology Trends and Moving to the Next Stage*

**Go Beyond,  
Discover Evolution**

#interbee2023

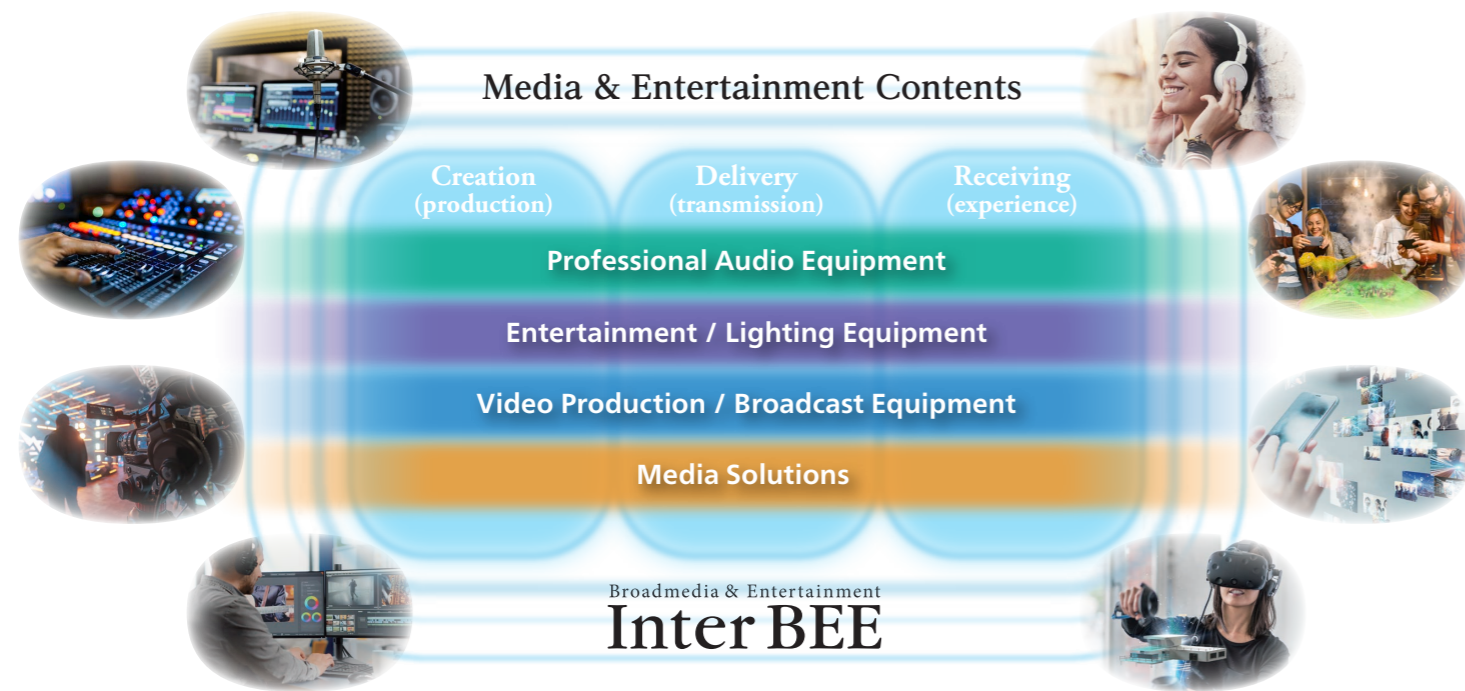
[www.inter-bee.com](http://www.inter-bee.com)



# Broadmedia & Entertainment Inter BEE 2023

*Providing new business opportunities in anticipation of the evolution and expansion of the media and entertainment industry.*

From this year, we will update the "Video Expression/Professional Lighting" to the "Entertainment/Lighting" category and the "ICT/Cross-media" to the "Media Solutions" category to support trends in each field in the evolving industry. Please participate in Inter BEE 2023.



## Reasons to Exhibit

### Merit 1 Networking Opportunity

You can network with many decision-makers (approx. 80% of participants).

### Merit 2 Ongoing Participation

Many exhibitors have described the event as "a place where numerous business opportunities are created".

### Merit 3 Stand Presence

Exhibitors can increase their presence in the market and appeal directly to many new and potential customers in the industry.

### Merit 4 Online Platform

Providing an online platform to disseminate brand, product, and technical information to increase contact with users.

### Merit 5 User Experience

Inter BEE is a trusted sales and marketing channel that plays an important role in the user experience in the industry.



## As the door to the next generation opens, encounters and dialogue between technology and people create a new dimension of business opportunities.

The barriers between media domains are disappearing and many doors are already open for the future of the M&E industry together with the revival and rebirth of live entertainment. As the media and entertainment domain expands due to new technologies, users from more diverse fields and sectors than ever before are turning their attention to Inter BEE, seeking to meet, interact, and create business opportunities.

### Endlessly evolving broadcasting media

The continuous evolution of broadcasting media opens the door to new business opportunities, including the evolution of broadcasting technology solutions and broadcasting services that transform the user experience, such as the metaverse.

### From virtual production to video marketing, the world of video/image content production continues to expand

As virtual production enters the mainstream in video production around the world, the field of content creation and its utilization is expanding as shown by the expanding video marketing market and the growing numbers of creators.

### Advanced content creation technology opens up new business opportunities

Advanced content production technology that is not confined to the existing media domain is evolving at breakneck speed, pioneering new businesses that will create the society of the future.

### Revival and revitalization of live entertainment to expand the market

The evolution of audio, video, lighting, and streaming technologies, as well as the revival and revitalization of live entertainment, is set to expand related markets and progress into a new entertainment business.

## We will proactively attract not only professionals in the media and entertainment industries, but also a broad base of users to visit the event.

The M&E industry is reaching an ever-expanding user base, with all types of companies and the general public all distributing video directly to each other. Inter BEE will continue to attract mainly professional users from related industries, but will also actively seek out new user groups.



(Results from visitor's business type in 2022)

◆ <b>Broadcasters</b> (Commercial TV Broadcaster, Public Broadcast Station, Related CATV, Radio Station)	16.0%
◆ <b>Video Content Production</b> (Film and Video Production Company, Post-Production, Production, Related Content Creation, Video Software Production Company)	20.1%
◆ <b>Sound, event, stage and facility related personnel</b> (Related PA Equipment, Ad Agency, Related Staging, Art and Lighting, Facilities and Retail Stores, Record Manufacture)	10.4%
◆ <b>Internet, communication, and system-related personnel</b> (System Integrators, Related Internet Business, Telecommunication Carrier, Content Delivery Network)	12.9%



# Professional Audio


Japan's largest professional audio business event to evolve the audio scene expanding to studios, distribution, live performances, and facilities

## Audio Equipment

Microphones, Wireless Stage Monitor Systems (MIC, IEM), Mixing boards, Portable Mixer, Digital Audio Workstation, IP audio equipment, Recorders, Players, Headphones, Intercoms, Monitor Speakers, Amp, Processor, Equalizer, Audiometer, Effects Processor (External, Plug-ins), Immersive / 3D Sounds Related Equipment and Software, Intercom, Converter / Interface, Transmission Device, Fiber Optic Transmission System, Music Production Software, Cable Related, Rack, Case, Bag, etc., Accessories, Power Source, Other Audio Equipment and Software

## MA and Studio Systems

Mastering Equipment and Systems, Acoustic Design and Control, Audio Equipment for Theaters and Facilities, MA Software, Music Library / Archives, Sound Systems for Delivery, Other MA and Studio Systems



## PA and Live Systems

PA System, Live Sound Systems, Speakers for Live Music, Stage Monitor System, Amp / Processor for Live Music, Front of House Mixing console, Audio Networking equipment and software, Sound Systems for Clubs, Other PA and Live Systems

## Radiobroadcast Systems

Radiobroadcast Systems, Radio over IP Equipment, Audio Editing Software, Intelligent Virtual Assistant, Other Radio Broadcasting Systems

## High-End Consumer Equipment

Related Hi-Res, High-End Audio Speakers, High-End Speaker System, High-End Headphones, High-End Audio Accessories, High Quality Car Audio Systems, Other High-end Consumer Equipment

## Special Events

### INTER BEE EXPERIENCE

Listening demonstration of World Class SR Speakers will be demonstrated for professional users in the live entertainment field.



# Entertainment / Lighting

New entertainment technologies and business space that expand the media field and innovate content expression

## Live Entertainment

Live Performance Video Systems/Equipment, Live Performance Streaming Platform, Spatial Performance, Ultra-Realistic Images, Ultra-Realistic Sounds, Projection Mapping, Laser Projector, Live Viewing Systems, Live Relay/Delivery Systems, Real-time Live Performances, Motion Sensor Systems, Media Art, Free Viewpoint Video System, Other Live Entertainment

## Visual Experience Technologies

XR(VR, AR/MR), Virtual Space, VR Headset, Interactive Systems, 360-degree Videos, 3D Scenography, Holographic Images, Panoramic Images, Immersive Sounds, Other Video Expression Technologies

## Large Video Equipment

Large LED Displays, 3D LED System, LCD / OLED Displays, Outdoor Displays, 4K/8K Projectors, Public Viewing, Other Large Video Equipment

## Digital Signage

Digital Signage Displays, Digital Signage Editing / Control / Delivery Systems, Advertising Media Services, Other Digital Signage

## Viewing Devices

High Definition TV (4K/8K), Game Monitors, PC and related equipment, Smartphone/Tablet PC, Mobile Projectors, Home Theater Systems, Other Viewing Devices



## Digital Contents

Animations, Computer Graphics, Virtual Avatar, Audio System Archive, Video/ Image Rental, Other Digital Content

## Live Viewing


Live Streaming Service, Gaming PC and related equipment, e-Sports Equipment/Facility

## Stage/Outdoor Lighting Equipment

Stage Lighting Equipment, Dimming and operating equipment, Lighting control/DMX equipment, Stage/Outdoor Lighting Equipment, Large-Scale Effect Lighting, Other Stage and Outdoor Lighting Equipment

## Studio Lighting Equipment

Studio Lighting Equipment, TV Studio Lighting Equipment, Film and Video Lighting Equipment, Lighting Control Board, Console, Dimmer, Special Effects Equipment, LED, Other Studio Lighting Equipment



## Special Events

### INTER BEE IGNITION × DCEXPO

Experiencing the future pioneered by Metaverse, the world of creativity transformed by AI, and cutting-edge technological content. The startup area will also be newly established.





# Video Production / Broadcast Equipment

The largest advanced business communication space in Japan  
Discover the evolution of video & broadcasting,  
the latest trends and what comes next



## Broadcasting Equipment Total System

Video Server Systems, Workflow on File Base, Digital Archives, Storage, Ultra High-Definition Program Production Systems, Large-Scale Routing Switcher, Production Switcher, Loudness Meter, Multi-Viewers, MAM Solution, Content Distribution Platform, Automatic Program/CM Output Systems (TV Radio), IT Solutions, Graphic Libraries System, Film and Telecine, Other Broadcasting Equipment Total Systems

## Enterprise System / Program Production Systems

Enterprise Systems, Business Broadcast Systems, Commercial Message Archive, Data Management Systems, Master Output Systems, Editing System for News Report, Graphic Systems, External Information Response Systems, Other Business-critical / Program Production Systems

## Relay Systems / Transmission Systems

Base Station Facilities, FPLS, IP Transmission, Satellite IP, Fiber-Optic Cable, Satellite Transmission, OB Van, Vehicle-mounted Systems and Peripheral Equipment, Communication Radios, Emergency News Systems, Modulators, Demodulators, Amplifiers, Antennas, Terrestrial Television Broadcasting Systems, Multimedia Broadcast, Radio Broadcasting, Satellite Broadcasting, Cable Television, Data Broadcasting Systems, Video Delivery Networks, Transmission Cables, Wireless Systems, Fiber Optics, 5G Live / Transmission, Other Relay Systems / Broadcasting Systems

## Various Broadcasting-related Equipment and Services

Electric Power Units, Measuring Equipment and Converters, Design, Development and Manufacturing for Broadcast Equipment, Semiconductors, Components, Studio System Design, Construction, Maintenance, Dispatched Engineers, Other Broadcasting-related Equipment and Services

## Production

HDTV Systems, Studio Cameras, Video Camera Recorder with VTR, Camcorder, Ultra HD Digital Cameras (8K/16K), Digital Cameras (4K), 3D Cameras, Crane Cameras, Pan-tilt-zoom Camera (PTZ), Lenses, File Server Systems, Memory Cards, Memory Devices, Optical Disks, LTO Tape, Video Tape, Various Monitors, Multiple Monitor Displays, Promoters, Remote Production System, Virtual Production, Other Production-related Equipment

## Stand-by and Peripheral Products

Drones, Gimbal, Stabilizer, Pedestals, Camera Tripods, Camera Platforms, Cranes, Jib, Dolly, Steadicams, Cabinets / Racks, Furniture, Camera Carrying Cases, Other Specialized Equipment and Peripheral Products

## Post-production

Editing Devices, Switchers, Routing Switchers, Non-linear Editing Systems, Visual Effects, Color Correction, Painting Systems, Subtitle Production System, Automatic Subtitle Voice Recognition, Title Production Systems, Character Generators, Composite Systems and Software, Media Converter, Encoders, CG Production Systems, Animation Production Systems, Virtual Studio Systems, Motion Capture Systems, Software and Systems, Content Management Systems, System Integration Technologies, Database Technologies, Storage Equipment, Archive Systems, Other Post-production Related Equipment

## Publications / Publicities

Related Books, Related Software / Service, Consulting Services, Related Industry Groups

## Special Events

### INTER BEE IP PAVILION

Effectively conveying the latest trends in IP live transmission technology and products leading to sustainable development in the future. The connectivity demo will propose "system sharing" methods that fully utilize Media over IP technology.



# Media Solutions

Expanding the field of evolving media and networks  
At the forefront of the next-generation  
communication technology business

## Media Solutions

Cloud Services, AI, Image Recognition Technology, Image Identification Technology, Image Analysis Technology, AI Video Editing Tool, Facial Recognition Systems, Archive Management System, Application Development Tool, Video Content Analysis Systems, Web Content Development API, OS Middleware, Data Manager/Analysis Software, Video-conferencing, Other Media Solution related

## Video Delivery

Video Delivery Systems / Software, Server, HDD, Large Scale Storage, Video Delivery Platform, OTT, Internet Broadcasting Systems, IPTV, IPDC, Video On-demand Systems, CDN, H.264 Decoder / Encoders, HEVC Decoder / Encoder, Transcoders, FPGA / ASIC, eSports / eGaming, Other Video Delivery

## Broadcasting/Network Service

4K/8K Broadcasting, Satellite Broadcasting, Cable Television, Multimedia Broadcast, Hybrid Cast, Radio Broadcasting, Connected TV, IP Service, 5G, Wireless Systems, Other Mobile Networks, Other Broadcasting/Network Services



## Special Events

### INTER BEE CREATIVE

The event will offer two areas for participation: a place to promote advanced production technologies and production support products/services through exhibits and presentations, and an area to promote video content business.



## Digital Cinema

Digital Cinema Cameras, Digital Cinema Filming Systems, Digital Cinema Editing Systems, Digital Cinema Delivery Systems, Digital Cinema Servers, On-demand Services and Contents, Related High Dynamic Range Equipment, Other Digital Cinema

## Advertising and Marketing

Advertising Video Creation Services, Video Marketing, Ad Tech / Mar Tech, Digital Marketing, Social Media Marketing, Audience Measurement, Other Advertising and Marketing

## Movie Production

Digital Cameras, Smart Devices, Action Cameras / Wearable Cameras, Interchangeable Lens, Video Recording Accessories / Modules, Video Editing Software, Remote Camera, Other Movie Production

## 4K/8K/16K Technologies for Other Industries

4K/8K Security Systems, 4K/8K Medical Systems, 4K/8K Education and Academic Systems, Other 4K/8K/16K Technologies

## Special Events

### INTER BEE BORDERLESS

The boundary between broadcasting and telecommunications will disappear, creating a new form of communications. This year, INTER BEE CONNECTED will evolve into INTER BEE BORDERLESS, a place for business proposals that open up the future.





# Exhibition Regulations

## 1. Booth Standards and Fees

### 1-1. Booth Exhibition


#### Booth standards and specifications

##### 1. Booth standards and specifications

(a). Booth space: 2,970mm(W) x 2,970mm(D)

(b). Specification: Only booth space

For exhibitors with 1- to 3-row booths, system panels will be installed as back and side panels neighboring booths of other exhibitors. However, system panels will not be placed on the corner-facing sides of corner booths.



##### 2. Booth fees (Including consumption tax)

The exhibition fee per booth space is as follows:

General Exhibitors (Standard Rate)	<b>¥297,000 (Tax Incl.)</b> (Original fee ¥270,000)
JEITA Members JESA Members IABM Members (Member Rate)	<b>¥264,000 (Tax Incl.)</b> (Original fee ¥240,000)

For consumption tax, the rate of tax as of November 2023, when this exhibition is held, will be applied.

#### Small Package Booth

##### 1. Booth standards and specifications

(a). Booth space: 1,980mm(W) x 990mm(D) x 2,700mm(H)

(b). Specification :

The following facilities are included in

- Wall panels
- Display counter (1,000mm high with storage space)
- Fascia (300mm width)
- Company Name Display
- Fluorescent light
- Electrical Outlet (single-phase 100V, up 1 kW output)

\* Small package booth exhibitors may apply for up to two booths.

\* Package will include 1kW output and the construction fee per booth space.



##### 2. Booth fees (Including consumption tax)

The exhibition fee per booth space is as follows:

1 booth space	<b>¥170,500 (Tax Incl.)</b> (Original fee ¥155,000)
2 booth spaces	<b>¥341,000 (Tax Incl.)</b> (Original fee ¥310,000)

\* For consumption tax, the rate of tax as of November 2023, when this exhibition is held, will be applied.

### 1-2. Items included in the booth fee

Invitation leaflets and envelopes for visitor	
For exhibitors Badges	10 badges / 1 booth
For constructors Badges	5 badges / 1 booth
Online Exhibitor page on the Official Website	

\* For details, please refer to the "Exhibitor Manual" to be distributed at a later date.

### 1-3. Other Fees

#### 1. The following items are not included in the booth fees.

(Tax Incl.)

Primary power source construction cost + Electric consumption fee	¥9,900/kW
Exhibitors Badges (in excess of 10 badges per booth)	¥1,100 per Badge
Workers (in excess of 5 badges per booth)	¥550 per Badge

#### 2. Booth decoration other than basic panels

Booth decorations other than system panels are to be handled by exhibitors.

Rental fixtures, furniture, PC and monitors will be introduced in the "Exhibitor Manual."

#### 3. Other

Details regarding these charges will be provided in the Exhibitor Manual.

### 1-4. Online-only Exhibition

#### 1. Specification

Exhibitor Introductory Text and Logo
Products and Services: up to 15 items
Demonstration/Presentation Video: up to 9 videos
Downloadable Files: up to 12 files
Provision of visitors for Online Exhibitor page

#### 2. Exhibition Fee

Online Exhibitor Page 1 page	<b>¥880,000 (Tax Incl.)</b> (Original Fee ¥800,000)
---------------------------------	--

3. Exhibitors are requested to create their own contents to be posted on the online exhibitor page. Paid support for content creation will be announced separately.

### 1-5. OPTION (Package Display Kit)

Package display plan that saves exhibiting cost and preparation time. We make it possible for you to exhibit with ease at a reasonable price!

Four types of package plans are available for 1 to 4 booth types. Customization of package plans is also available. Please refer to the separate brochure for details and introduction of all plans.



#### Value Plan

This is a comprehensive plan with standardized storage space and monitors. \*3 booth and 4 booth types are also available.

One booth	Booth fee + ¥148,500 (Tax incl.)	Two booths	Booth fee + ¥297,000 (Tax incl.)
<ul style="list-style-type: none"> <li>• Display Unit (with sliding door)</li> <li>• 24" Widescreen LCD Display</li> <li>• Carpet</li> <li>• Wall Color (1m width)</li> <li>• Unit Counter</li> <li>• Counter Chair</li> <li>• Company name Display</li> <li>• Arm Spotlight</li> <li>• Fluorescent Light</li> <li>• Socket</li> <li>• Power supply + Expense (100V)</li> </ul>		<ul style="list-style-type: none"> <li>• Storage Area</li> <li>• Display Unit (with sliding door)</li> <li>• 24" Widescreen LCD Display</li> <li>• Carpet</li> <li>• Wall Color (1m width)</li> <li>• Unit Counter</li> <li>• Counter Chair</li> <li>• Café set</li> <li>• Company name Display</li> <li>• Arm Spotlight</li> <li>• Fluorescent Light</li> <li>• Socket</li> <li>• Power supply + Expense (100V)</li> </ul>	

Here's an excerpt of the other three plans! You can freely choose the carpet color and wall color.

One booth	Basic Plan	Two booths	Premium Plan	Three booths	LED Signage Plan
Booth fee + ¥88,000 (Tax incl.)		Booth fee + ¥462,000 (Tax incl.)		Booth fee + ¥242,000 (Tax incl.)	
Booth fee + ¥132,000 (Tax incl.)		Booth fee + ¥880,000 (Tax incl.)		Booth fee + ¥660,000 (Tax incl.)	

\* Three and Four booth types are available.

\* One and Three booth types are available.

\* Two and Four booth types are available.

■ Package will include 1kW output and the construction fee per booth space.



# 2. Exhibition Categories, Number of Booths and Booth Height Limitations

## 2-1. Exhibition categories

When an item to be exhibited falls into a couple categories, two options are possible: the exhibit may either be placed in the category of greatest importance, or the exhibitor may exhibit in both categories. If the Video Production/Broadcast Equipment Category is selected, the exhibitor may choose to have all overhead lighting on or off.

Exhibition Categories	Overhead lighting
Professional Audio Equipment	●●●● Full overhead lighting (approx. 500 lux)
Entertainment / Lighting	●●●● All overhead lighting off (approx. 50 lux)
Video Production / Broadcast Equipment	●●●● Full overhead lighting (approx. 500 lux) or ●●●● All overhead lighting off (approx. 50 lux)
Media Solutions	●●●● Full overhead lighting (approx. 500 lux)

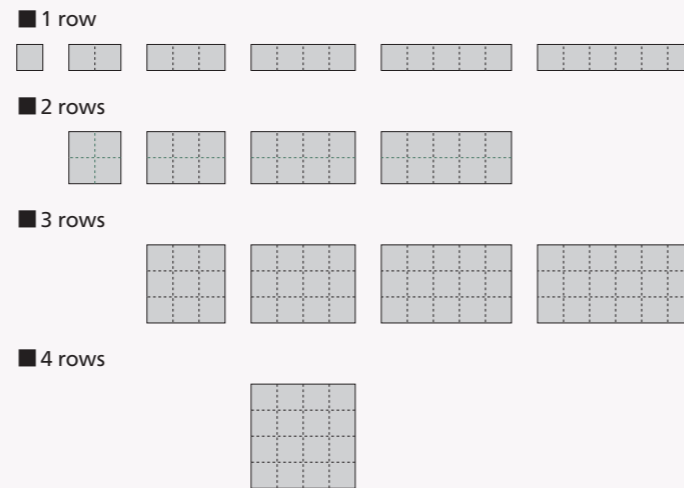
Exhibitors in the Entertainment /Lighting category may illuminate towards the ceiling; however, considering the influence on surrounding exhibitors, please note that this kind of exhibitors' booth will be located at the far end of the show space.



## 2-2. Number of booths and booth type

- Exhibitors in rows (less than 18 booths) may have booths of other exhibitors on one or three sides.
- Industry organizations and joint exhibitors may apply for more than 100 booths.
- After the deadline for applications, the Organizing Committee will determine the layout of the show site. If the total space applied for exceeds the capacity of the site, the Organizing Committee reserves the right to determine an impartial method to reduce the number of booths applied for by exhibitors.

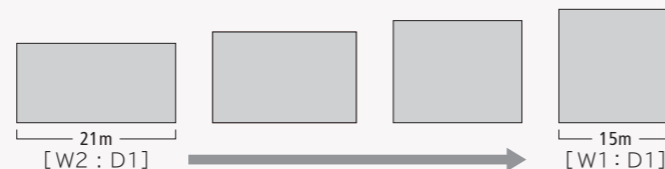
	Booth Type	Number applied for
Standard booth	■ 1 row	1, 2, 3, 4, 5, 6
	■ 2 rows	4, 6, 8, 10
	■ 3 rows	9, 12, 15, 18
	■ 4 rows	16
	■ Block format	20, 25, 30, 35, 40, 45, 50, 55, 60, 65, 70, 75, 80, 85, 90, 95, 100
Small package booth		1, 2



### ■ Block booths (20 or more booth spaces)

The standard for block booths is: 1 booth space = 9 m<sup>2</sup>. The floor will be marked in an area equal to (W:D) 2:1 or 1:1 based on the total floor space reserved (9 m<sup>2</sup> x no. of booth spaces). The actual dimensions will be provided to exhibitors at the lot drawing for booth space allocation.

[Sample booth dimensions]  
Example of an application for 25 booth spaces: Dimensions are marked out for an area of 225 m<sup>2</sup> (9 m<sup>2</sup> x 25 booth spaces), ranging from a rectangular shape with a wider entry dimensions than a square.

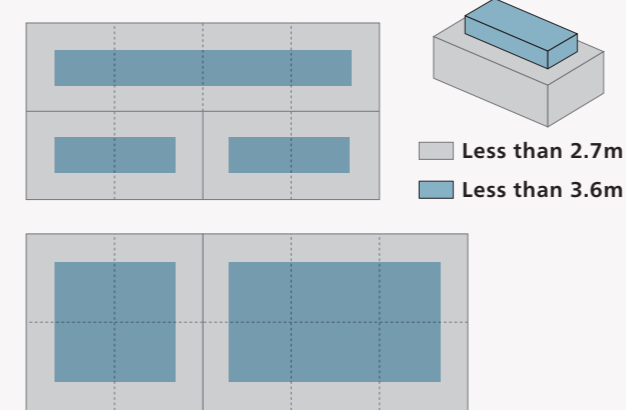


## 2-3. Booth height limitations

The standard height is 2.7m. Details of booth wall heights are shown below.

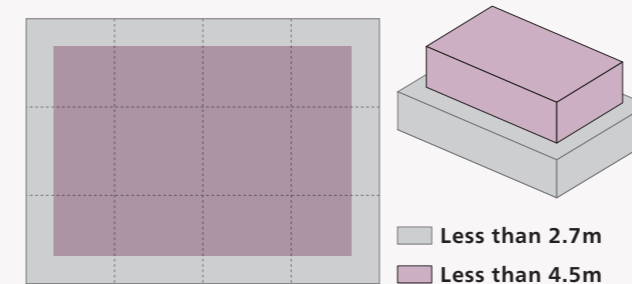
### 1. 1 to 10 booths

The allowable height of booth walls set back 1.0m from the corridors and / or foundation panels will be 3.6m.



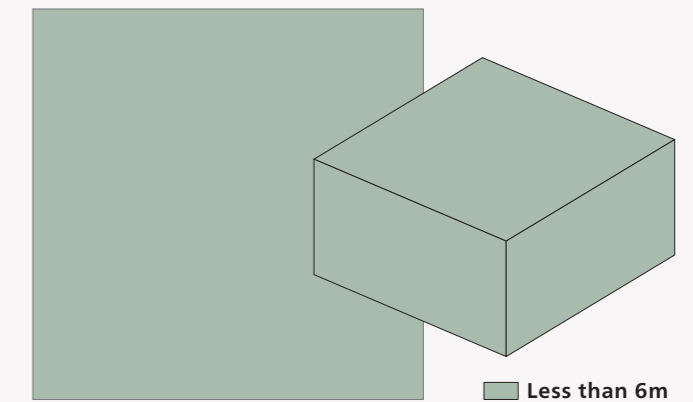
### 2. 12 to 18 booths

The allowable height of booth walls set back 1.0m from the corridors and / or foundation panels will be 4.5m.



### 3. More than 20 booth spaces (block booths)

The height limit is 6m.



### 4. If product sizes exceed height limitations

The height limitation on product exhibits and decorations is stipulated above. If exhibited products exceed these height limitations, the exhibitor must submit Application for Over-Regulated Heights and booth plan drawing to the Show Management Secretariat and the exhibitor must receive prior permission from the Inter BEE Organizing Committee. In this case, product exhibits are to be displayed within the specified area of the exhibition booth (the setback should be 1.0m from the corridors and / or foundation panels) and in no way must any display encroach upon corridor space. Exhibited products that have received prior permission to exceed height limitations must be exhibited in their original state. No additional decorations are permitted.





# 3. Exhibition Application, Payment of Booth Fees and Allocation of Booths

## 3-1. Exhibitor eligibility

Corporations and organizations involved with products included in the following list or related businesses are eligible to participate in Inter BEE:

- Equipment manufactures
- Electronic components, devices, and materials manufacturers
- Broadcasting and communications companies
- Software and content production companies
- Trading and distribution companies
- Service companies
- Newspapers, magazines and other publishing companies
- Educational and research institutes
- Government organization, administrative corporations, public-interest corporations, nonprofit public and industry organizations

1. Advertising companies and other related agencies are not allowed to represent any company that exhibits products even if said products are included in the aforementioned list of eligible businesses or products.
2. Applications from any persons involved in bankruptcy, composition, receivership, civil rehabilitation, corporate reorganization proceedings, or persons who are suspended from current account transactions from financial institutions will not be accepted. Similarly, applications from any persons deemed by the Association to be involved in similar circumstances will not be accepted. If an exhibitor company is found to fall into one of the categories described above after the contract has been concluded, the contract will be void and that company will not be permitted to exhibit. In such a case, participation fees paid by exhibitors will be refunded.
3. The Organizing Committee reserves the right to refuse applications from companies that have violated regulations at a previous show or whose activities may be considered detrimental to visitors and/or other exhibitors regardless of, in prior to, or after holding an exhibitor contract. In such case, paid booth fees will be refunded. (See section 2-4: Exhibit application and contract agreement)
4. Regarding to the above, if deemed necessary by the Association, an investigation or inquiry into the surrounding circumstances will be conducted.

## 3-2. Exhibition application and contract agreement

To apply for and contract exhibition space, fill in the information required on the exhibition contract application form, and submit the form to the Show Management Secretariat of the Japan Electronics Show Association (JESA), which will confirm your full understanding of the exhibition regulations. Upon receiving the application form, the Show Management Secretariat will send a receipt confirmation notice via e-mail. The receiving date stated in this confirmation e-mail is regarded as the contract date, whereupon exhibitors are liable for participation fees. However, the Organizing Committee reserves the right to advise exhibitors on the most appropriate location for their booths. In addition, exhibitors are required to submit one application per Category if applying for booth spaces in multiple Categories.

## 1. Application deadlines Booth Exhibition (Standard Booths, Small Package Booths)

First application deadline	Wednesday, May 31 <sup>st</sup>	Applicants may participate in the primary booth allocation lot drawing
Second application deadline	Friday, June 30 <sup>th</sup>	Booths will be picked from the available spaces after the lottery drawing

\* Applications may be closed if all booth spaces have been filled prior to the deadline.

**After the second application deadline**  
Applications will be accepted after July 1st, 2023 or until all available booth spaces are filled.

## 2. Online-only Exhibition

Application deadline	Thursday, August 31 <sup>st</sup>	The exhibitor page is limited to one page per company. However, two companies can be listed for joint exhibition. It is possible to apply for multiple categories and multiple pages.
----------------------	-----------------------------------	---

## 3. Applications should be sent to:

**Japan Electronics Show Association (JESA)**  
4F Ote Center Bldg., 1-1-3 Otemachi, Chiyoda-ku, Tokyo 100-0004  
E-mail: contact2023@inter-bee.com

## 4. Submitting a company profile

First-time exhibitors to the show are required to provide a company profile and catalog(s) of product(s) planned to be exhibited upon submission of the exhibit application / contract. If there are major changes made to the corporate profile or catalog(s) of product(s) planned to be exhibited after the company has submitted these documents, an updated profile and / or catalog(s) must again be submitted. Applications without these documents will be put on hold until the Show Management Secretariat confirms the receipt of these items.

## 3-3. Cooperative exhibitions or neighboring exhibitions which involve more than two companies

Exhibitors who wish to maximize the effects of exhibitions by holding cooperative exhibitions with group / affiliated companies in one booth or neighboring exhibitions with other companies, must submit applications according to the following criteria.

### 1. Collaboration exhibitions (If an application is made by one firm, but wishes to exhibit under the names of multiple companies)

- (a) One of the exhibiting companies should submit an application and pay booth fees.
- (b) Please fill in and submit "Collaboration exhibitor registration form" which is sent to you by the Show Management Secretariat upon completion of application of cooperative exhibitions. By submitting this form, you can print the names of affiliated companies on the lists and the layout.

### 2. Neighboring exhibitions (If multiple firms join together booths and use them as one space)

- (a) Each company should apply and pay its booth fees separately.
- (b) The total number of booths requested by each company conforms to the standard booth specification and configuration.
- (c) The position of booths will be decided by the lot drawing among the total number of booths applied for.
- (d) We will confirm in a questionnaire if the exhibitors want separate booth numbers and a dividing side panel.

## 3. Cooperative exhibitions (When multiple companies wish to exhibit in close proximity across a passageway)

- (a) We will accept applications for partner exhibits only in the following cases:
  - Applications by group companies with capital ties
  - Applications by companies with a formal reseller contractual relationship (must have been made public)
  - Applications by one dealer exhibiting with different brand names
  - Applications by companies exhibiting products and services that have been jointly developed in the booths of both parties. (must have been made public)
- (b) Each of the companies applicable to one of the above must make an exhibit application and pay the booth fee.
- (c) Booth locations will be determined in advance by the secretariat, except for Exhibition Halls 4, 5, and 6 (exceptions will be made if the exhibiting sections are limited to Halls 4, 5, and 6). Booth location cannot be selected. Please note that we may not be able to meet your request depending on the type of booth.
- (d) We cannot accept applications for partner exhibits for the purpose of fixing the position of your booths outside the lottery.
- (e) We do not allow linking of standard booths and small package booths.
- (f) Please be aware we reserve the right to refuse applications if we cannot verify validity of the cooperative exhibitions. Also, please be aware that we cannot accommodate your requests concerning the configuration of booths.

## 3-4. Payment of booth fees

Booth space payments are to be paid via electronic bank transfer according to the schedule below. JESA will issue an invoice and designate the bank account for remittance at this time. Checks and promissory notes are not acceptable as payment. Transfer fees are to be borne by the exhibitor.

Exhibitors for First deadline	Monday, July 31
Exhibitors for Second deadline	Thursday, August 31
Online-only Exhibitors	Friday, September 29

## 3-5. Cancellation or reducing the number of booths

If an exhibitor cancels or reduces the number of booth spaces applied or, regardless of the reason, some or all of the following cancellation fees will apply. Consumption tax will be added to all fees.

### Booth Exhibition (Standard Booths, Small Package Booths)

July 1 <sup>st</sup> to 31 <sup>st</sup>	60% of exhibition booth fee
August 1 <sup>st</sup> to 31 <sup>st</sup>	80% of exhibition booth fee
After September 1 <sup>st</sup>	100% of exhibition booth fee

### Online-only Exhibition

After October 1 <sup>st</sup>	100% of the exhibition fee
-------------------------------	----------------------------

Please notify us promptly of cancellations of exhibitions, and additions / reductions of booth spaces. Please fill in and submit "Application for booth cancellation or changes for number of booth(s)" that is sent to you by the Show Management Secretariat. The Show Management Secretariat will inform you that it has received the application as a confirmation.

## 3-6. Transition to online-only exhibition from booth exhibition due to cancellation

If you cancel your booth and the cancellation fee exceeds JPY 880,000 (including tax), you will be able to transfer to the online-only exhibition at no additional cost. If the cancellation fee is less than JPY 880,000 (including tax), the difference between the cancellation fee and JPY 880,000 will be added to the total fee in order to transition to the online-only exhibition.

## 3-7. Allocation of booths

Booth locations will be determined by lot drawing. Lots will be drawn among exhibitors who have the same number of booths or share the same configuration in the same categories. However, depending on actual conditions at the booth allocation, lots may be drawn among exhibitors who have approximately the same number of booth spaces (±10 spaces) in the same stage (i.e. exhibitors with 25 to 35 booth spaces). In addition, exhibitors in the Entertainment / Lighting category may illuminate towards the ceiling; however, considering the influence on surrounding exhibitors, please note that such exhibitors' booth will be located at the far end of show space.

▶▶ **The drawing of lots is scheduled for Early August**  
The booth allocation lottery will be held online.

Primary Booth Allocation Lottery
<b>Exhibitors who apply by Wednesday, May 31 will be eligible to participate in the primary lot drawing. If an exhibitor changes the number of booths applied for after July, the order of lot drawing may be adjusted by the Organizing Committee.</b>
Secondary Selection
<b>Exhibitors who apply between Thursday, June 1 and Friday, June 30 will be selected from available booth spaces in the order of earliest application.</b>

1. **Spare booth spaces**  
If booth spaces remain available at the end of the lot drawing dates, the remaining spaces will be placed on the floor as spare booths. Exhibitors submitting applications after Friday, July 1<sup>st</sup>, can select their booth locations from the available spare booths on a first-come, first-served basis.
2. **Fixed booth spaces**  
The Organizing Committee has determined the following booth spaces to be fixed:
  - (a) Because lots are drawn among exhibitors with the same number and type of booths in the same exhibit zones, an exhibitor not meeting this criterion will be afforded a fixed booth space(s).
  - (b) Cooperative exhibitors
  - (c) Overseas cooperative exhibitors and related domestic exhibitors.
3. **Spare spaces**  
Utility booths will be setup in spare open spaces after the booth lot drawing is completed. However, exhibitors should be aware that further changes in booth allocation may occur due to exhibitor cancellations, reduction in booth spaces, etc.
4. **Entry ways of booths**  
The position of entry ways and the use of block booths by exhibitors may be adjusted by the Organizing Committee in consideration of overall visitor flow.
5. **Overhead lighting**  
Full overhead lighting delivers approximately 500 lux, but exhibitors in the Video Production and Broadcast Equipment category may choose to locate their booths in areas where all overhead lighting is decreased (approximately 50 lux). Please note that this option may not be available, depending on the ratio of visitors requesting overhead lighting.



## 4. Important Exhibit Details and Prohibitions

### 4-1. Exhibiting of products from outside of Japan (including fixtures)

Inter BEE plans to make all exhibition halls open to the display of bonded goods. Therefore, it will be possible for exhibitors to display overseas products (those manufactured outside Japan or items that have not yet cleared Customs proceedings) even if they have not yet cleared Customs by the time the exhibition begins.

### 4-2. Applications regarding industrial property rights

Exhibitors who plan to file an application for patent, utility model or trademark, in connection with the release or presentation of their products should directly contact the General Affairs Division of the Patent Office.

### 4-3. Prohibited activities

The following activities are considered as prohibited:

#### 1. Exhibit space transfer

Subletting, selling, transferring, or exchanging exhibition space, either in whole or in part, to any third party, including other exhibitors.

#### 2. Directing visitors to other venues

Directing Inter BEE visitors to simultaneous product or technology exhibits off-site is prohibited.

#### 3. Engaging in sales activities

Selling products other than publications and software on-site except in designated area during the show is prohibited. Exhibitors who wish to sell publications and software are required to submit details and seek approval in advance.

#### 4. Inappropriate behavior

Aggressively attempting to attract visitors to view demonstrations while standing outside of booths or in aisles is prohibited. Persistent sales approaches and/or techniques considered to be excessive are also prohibited.

#### 5. Exhibiting for the purpose of obtaining personal information

It is prohibited to use booths for the primary purpose of collecting personal information on visitors, rather than to display products and services. Furthermore, all exhibitors are requested to abide by the stipulations in Japan's personal information protection legislation. Details on the collection and handling of personal information will be available in the Exhibition Manual.

### 4-4. Responsibilities of exhibitors

#### 1. Prompt fee payment

Exhibitors will pay all exhibitor fees and expenses invoiced by Show Management Secretariat and bear responsibility until all payments are complete.

#### 2. Obeying the law

The laws and regulations of Japan shall be followed in all cases related to the transfer and management of display and related items, and in management and other matters related to constructs and structures for use in exhibits.

#### 3. Liability for damage, management of exhibited items, and insurance.

(a) The sponsors, organizing committee and Show Management Secretariat will make every effort to ensure the security of exhibits during the show period by, for example, implementing security guard patrols. However, the management cannot assume responsibility for damages arising from natural disaster, fire, theft, loss of property or other occurrences beyond its control and recommends that exhibitors take steps of their own.

(b) Exhibitors shall be liable for any fatalities or injuries occurring to visitors, other exhibitors or third persons as well as damage to items at the exhibition site. Inter BEE sponsors and / or the organizing committee shall bear no responsibility whatsoever in such circumstances. Exhibitors are required to apply for insurance and it must be procured at the exhibitor's sole expense.

(c) A booth manager, whose responsibility is to supervise all activities that take place in the exhibitor's booth, must be confirmed with the organizer prior to the start of the exhibition.

(d) Exhibitors are recommended to provide for adequate insurance coverage during the exhibition.

(e) The organizer will make every effort to provide effective management, enhanced safety, and maintenance of order at the venue as well as ensure the safety of exhibition visitors. Any act by an exhibitor(s) that is considered detrimental to the aforementioned may lead to the termination of that exhibitor's demonstration. Exhibitors shall be liable for any accidents that may occur during exhibitor demonstrations, and Inter BEE sponsors and / or the organizing committee shall bear no responsibility whatsoever in such circumstances. In the event of an accident, the exhibitor is required to take appropriate action and report it immediately to the organizer.

### 4-5. Termination or shortening of exhibition duration due to unavoidable or potential calamity

1. If the exhibition is canceled because of an event of force majeure, such as an earthquake, typhoon, fire, disease, terrorist act or order from the public authorities, the organizers reserve the right to shorten the duration of the exhibition or the hours that the exhibition is open to the public, either before or during the exhibition. If the exhibition sponsors deem such action necessary, this information will be promptly published on the official Website and exhibitors will be notified. Neither the exhibition organizers nor the Association shall assume any liability for losses incurred by exhibitors in such a case.

2. If the entire exhibition is canceled due to force majeure prior to the first day of the exhibition, the Association will return the remaining amount of the exhibition booth fee to the exhibitor after deducting the necessary expenses.

3. The exhibition booth fee will not be refunded if the date or time of the exhibition is shortened or the exhibition is canceled due to force majeure after the first day of the exhibition.

4. The exhibition sponsors and the Show Management Secretariat assume no responsibility for expenses incurred by exhibitors if the exhibition is canceled or shortened because of a calamity.

### 4-6. News gathering and filming

Staff members appointed by the sponsors and / or the organizer will be authorized to gather news and / or conduct interviews as well engage in filming and / or photography. Exhibitors are requested to cooperate with such news gathering and filming activities and also agree that any image, photograph, information, etc. obtained during the exhibition can be used solely for the purpose of promoting Inter BEE.

### 4-7. Dealing with disputes between exhibitors

Any disputes between exhibitors concerning exhibits, publicity materials related to exhibits, intellectual property or the use of booths shall be resolved between the parties concerned. The exhibition sponsors shall bear no responsibility whatsoever in such instances.

### 4-8. Booth design

Product exhibits, demonstrations, etc., must be conducted within the exhibitor's booth. If for some reason this rule is not followed properly, the organizing committee and / or the Show Management Secretariat will request that the exhibitor comply with the rule; any further noncompliance may result in termination of the exhibitor's booth.

#### 1. Prohibition of usage of space beyond booth boundaries

(a) Exhibitors are responsible for controlling crowds around their booths, which might block walkways in public spaces. If a stage is set up in a booth, the Exhibitor must ensure that the booth layout makes it possible to bring all visitors inside the boundaries of the booth.

(b) Inviting visitors into booths and/or conducting surveys in walkways in public spaces is strictly prohibited.

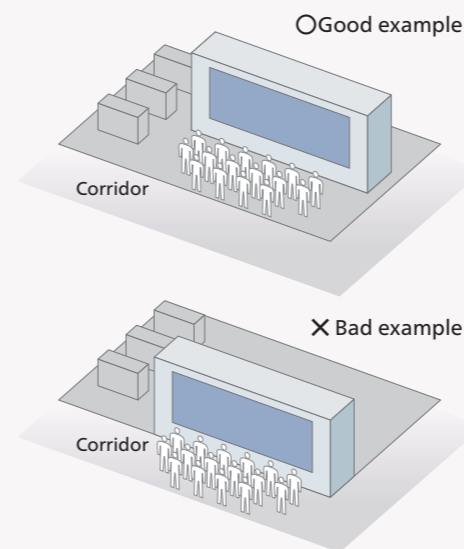
(c) Exhibits, decorations, fixtures, plants and packaging materials should not be left outside of booths, but must be stored within booths.

(d) Product exhibitions and presentation acts using the space outside the booth such as the aisle is prohibited.

(e) Projecting rays and lights on aisles and venue walls or ceilings is forbidden except for exhibitors in the "Entertainment / Lighting Category". However, an exception approval will be required in advance to exhibit lighting products in categories other than "Entertainment / Lighting".

#### 2. In-booth stages

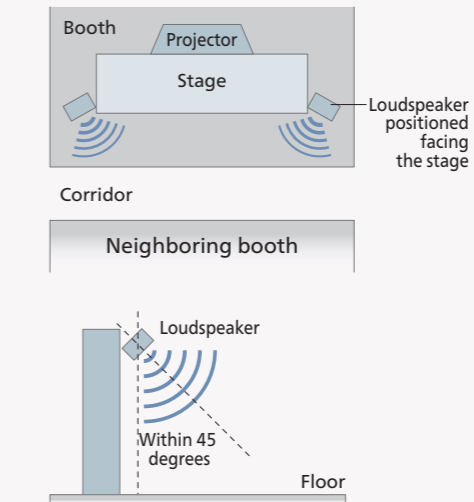
Exhibitors planning to set up a stage in their booths must ensure that the booth layout makes it possible to bring all visitors inside the boundaries of the booth. Further more, depending on the height of the stage and the video equipment installing, take sufficient care of the visitors viewing angle and of an appropriate distance. If any problems occur in line with in-booth stages, the Show Management Secretariat will request immediate countermeasures.



#### 4. Speakers

Exhibitors are prohibited from setting up public address systems, such as loudspeakers or mixers, directly facing neighboring booths.

So as not to inconvenience visitors or neighboring booths, these systems must be positioned facing the stage. If installing loudspeakers on booth walls or displays fixture pillars, the central axis of each speaker must be 45 degrees or less.



#### 5. Safety Measures

(a) To prevent truss beams falling, strike four or more anchor bolts in one place when securing them to the floor.

(b) When installing exhibition panels (OCTANORM), take measures to prevent them falling by reinforcing the panels, reinforcing the beams in the corner sections, and installing weights.

(c) Take measures to prevent independent fixtures falling by securing them to the wall or floor surface.

(d) When installing video monitors, speakers, channel characters, lighting fixtures, and other fixtures.

(e) For details on measures to prevent the spread of Covid-19, please refer to the "Exhibitor Manual" that will be distributed at a later date.

### 4-9. Ceiling structure and two-floor construction

Installing a ceiling on the booth is only permitted when products and/or demonstrations need to be shielded from light or insulated from sound. The ceiling must be made of a fireproof blacked-out curtain, which is the only material permitted under local fire department restrictions. Direct sunshine will be blocked out within the exhibit halls but there still may be some reflections cast from the indirect and ceiling lighting. Exhibitors who wish to set up ceiling structures, without regard to the size or area, are required to submit an application form sent with the Exhibition Manual together with top and elevated view booth drawings. Observe the following guidelines for the design and construction of a ceiling structure.

#### 1. Ceiling structure

(a) Any double layer structure is prohibited.  
 (b) All the decorating materials must be fire-resistant processed and attached the fire-resistant indications.  
 (c) Exhibitors are required to submit both top (designated ceiling area and its size) and elevated view (designated ceiling area and surrounding wall, etc.) booth drawings. They must show that the ceiling are fire-resistant processed.

#### 2. Fire Safety Equipment

(a) Fire extinguishes must be size 10 or larger.  
 (b) Fire alarms (smoke alarms) may be required. In such case, exhibitors must submit the placement notice and its operation experiment result to the Management Office. Domestic fire alarms are not be accepted.  
 (c) Depending on the structure or size, evacuation exits and leading light for emergency may be necessary.

#### 3. Two-floor construction / Suspended Structure

Two-story structures and suspending decorations from the ceiling are not allowed.





## 4. Important Exhibit Details and Prohibitions

### 4-10. Floor work

Exhibitors who require floor construction work are required to submit an application form sent with the Exhibit Manual together with a floor plan. Observe the following guidelines for the Floor Construction Work.

- Exhibitors are required to contact the Management Office in each hall before commencing the work and inform the number of anchor bolts to be affixed.  
\*In case there is no need of anchor bolts, exhibitors are required to submit the cancellation

- Concrete nails and jackhammering are prohibited. No construction may be carried out on pit covers or pit interiors on the floors.

- To prevent truss beams falling, strike four or more anchor bolts in one place when securing them to the floor.

- Floor construction work is permitted on the condition that all flooring will be restored to its original state after the show.

After usage, if the bolt heads project above the surface, they must be sawn off, not hammered in or cut with acetylene torches. All expenses for restoration shall be borne by the exhibitor. In the event that the floor is not restored to its original condition after the final floor inspection, or the restoration is incomplete, the Management office will complete the restoration work and charge the total amount of expenses to the exhibitor after the show.

- When bolting down an anchor bolt, a cooperative fee for the restoration of floor surfaces of ¥1,080 per bolt will be charged to the exhibitor regardless of the size of the bolt.

- Carpeting a booth, exhibitions are required to use double-faced tape. Use of glue is prohibited.

### 4-11. Fire prevention regulations

Inspections by the local fire department will be carried out during the display construction work of after its completion.

Any work not in accordance with the below regulations may be suspended, or the structure(s) in question removed.

Exhibitors are required to follow the instructions below.

- Any type of material, whether cloth or paper, affixed to plywood for display purposes should be fireproof.

- Materials such as display mountings, artificial flowers, draperies, drop curtains, display plywood, fiber blinds, blackout curtains, carpeting or other flammable materials must be fireproof. Please attach a Fireproof tag to each of these materials in an easily visible location.

- Avoid using paper flowers, urethane, acetate, polyester, nylon or other materials that are difficult to fireproof.

- The use of plastic foam is prohibited. Please substitute Styrofoam or similar materials.

### 4-12. Counterfeit or imitation products are strictly prohibited

- The display, distribution, or demonstration of counterfeit or imitation products that infringe on a third party's intellectual property rights (e.g. patents, trademarks, design rights, copyrights, overseas rights, etc.) or any other related activity is strictly prohibited.

- If the Organizing Committee discovers counterfeit or imitation products being displayed, distributed, or demonstrated, it reserves the right to remove these products from the exhibition venue immediately with all costs incurred becoming the responsibility of the offending exhibitor.

- In addition to inspections for counterfeit or imitation products, all exhibitors shall cooperate with the Organizing Committee whenever any type of inspection is conducted.

- Any disputes concerning the intellectual property rights of exhibited products shall be resolved between the parties concerned.

### 4-13. Comparison displays

As a rule, exhibitors are requested to limit product comparisons (see guidelines below) to demonstrations between products and / or technologies of their own company or group companies. Exhibitors who plan to compare their products or technologies with those of other companies should first obtain advance permission from the other company and such comparisons must not infringe upon the property rights of that company.

- Comparisons using exhibits and demonstrations.
- Comparisons using information panels and pamphlets.
- Verbal comparisons in audio announcements.
- Other comparisons related to products and technologies.

When the organizers and / or Organizing Committee determine that the aforementioned guidelines on comparison displays have not been observed, they reserve the right to terminate the display or order that corrective measures be taken with all costs incurred by the exhibitor. If said corrective measures are determined to be insufficient, the exhibitor may be barred from future participation in Inter BEE.

### 4-14. Suitable displays

The following regulations must be strictly observed for all displays in the exhibition booths.

#### 1. Safety and precaution signage

All booths must have adequate safety and precaution signage positioned in clearly visible locations around the displays.

#### 2. Displays should reflect real-life situations

Product presentations and / or displays should be demonstrated in real-life situations as much as possible and not in an exaggerated or unrealistic manner. If this is not practical, the product(s) must have accompanying captions stating how they are used in actual applications.

### 4-15. Vehicle display

When displaying broadcast relay vans or other vehicles, please be certain that the vehicle can be stored within the space stipulated by the booth specifications. If this height is exceeded, submit "application for Over-Regulation Heights" in the Exhibition Manual.

### 4-16. Restrictions on Audio Volume

When explaining products or making demonstrations, audio volume in the booth must be maintained at the levels less than 75dB. Please remember that it is important to maintain audio volume at reasonable levels to ensure that visitors can hear the presentations of other exhibitors.

- The value is the standard, when measured from 2 m away from the border line of booth. These levels must be observed throughout every booth.

- During the exhibition period, the Show Management Secretariat will regularly measure sound levels. Exhibitors are also asked to voluntarily measure sound levels within their booths before and during the exhibition. Contact the on-site Management office to borrow measuring equipment.

- Breach of noise-level restrictions: Any exhibit exceeding the specified noise levels must be modified to conform to regulations. Failure to conform may result in the loss of exhibiting privileges.

- Regardless of these regulations, if complaints are received from neighboring exhibitors or noise is noticeable in other areas of the site, the Show Management Secretariat will require the exhibitor in question.

- Please make sure that a person responsible for audio equipment is stationed in your booth at all times, and that the audio equipment is operated in accordance with the regulations.

### 4-17. Demonstration regulations

#### 1. Copyrights

Exhibitors playing music or replaying recorded audio or video material must pay royalties on said material (unless the exhibitor owns the rights or has made separate arrangements for payment of royalties). Royalties are payable to the Japanese Society for the Rights of Authors, Composers and Publishers (JASRAC), which handles royalties in Japan. Please contact JASRAC for details on arrangements and royalty calculation methods. In addition, when exercising rights regarding video and animation, please contact the company or organization/group that owns the copyright.

#### 2. Illumination / Lighting

No illumination that projects directly into another company's lighting or onto walls or corridors is permitted. Exhibitors in the Entertainment /Lighting category who need to illuminate in distance to describe or feature its exhibit product many illuminate only towards the ceiling within the exhibitor's booth. When strong lighting equipment such as LEDs are used in displays and / or signboards, they must be positioned so as not to inconvenience visitors or neighboring booths.

#### 3. Smoke machines

The use of smoke machines (including alcohol, oil or petroleum smoke machines, and dry ice machines) is not permitted.

#### 4. Other

Please take preventive measures to avoid the generation of the following during demonstrations. Please be considerate of other exhibitors and visitors.

- Hot air
- Gases
- Odors
- Vibration

### 4-18. Handling of hazardous items

#### 1. The Fire Prevention Law Prohibits the Following Activities on the Exhibition Site

- Smoking
- Live flames (spark-producing items, exposed elements, etc.)
- Liquefied petroleum gas (LPG) or other flammable / pressurized gases
- Hazardous objects (gasoline, kerosene, other oils, etc.)
- Hazardous materials (explosives, matches or disposable lighters in large quantities, etc.)

#### 2. Exemptions for prohibited activities

Excluding smoking, exemptions for prohibited activities and / or the use of some of the aforementioned substances may be granted by local fire safety authorities if it is determined that only minimal amounts of substances will be used or that the activities are necessary to enhance the exhibit. For exhibitors seeking exemptions, please fill in the relevant items on the "Hazardous Materials Usage Application" in the exhibitor's manual and submit the form together with two declaration copies explaining the nature of the performance or exhibit. The association will submit all applications to the fire safety authorities at a single time, and only the items granted exemptions will be allowed to be used in the venue.

#### 3. Smoking

Smoking is prohibited in booths. Smoking is permitted only in specially designated smoking areas.

#### 4. Live Flames

The following should be strictly observed when using live flames:

- Minimize the size and quantity of on-site equipment to the extent possible and use devices of the same type.
- Protect the surrounding area with fireproof materials.
- Monitor conditions closely and provide adequate fire safety equipment.
- At least one fire extinguisher must be available (with a 2-unit minimum fire extinguishing capability and a minimum size of 10).
- A designated person responsible for fire prevention and extinguishing any possible fire must be stationed in the booth.
- Live flames must be at least 5 m from fire exits, hazardous materials and other flammable materials

#### 5. Liquefied Petroleum Gas (LPG) or Pressurized Gas

The following rules should be strictly observed when using LPG and other pressurized gases (oxygen, hydrogen, nitrogen, carbon dioxide, argon gas, etc.):

- After installation, test all containers for leaks, and if necessary display a "Caution: Do Not Use Near Flammables" sign on them.
- Use pressurized gases under the lowest possible pressure, and handle containers carefully. Bringing flammable gas cylinders (except cartridge types) onto the exhibition site is prohibited.
- To prevent gas leakage, use a complete connector for all connecting parts and monitor continuously with a gas leak detector.

#### 6. Hazardous Materials

When using hazardous substances in the exhibition venue, the following regulations must be strictly observed.

- Bring only one day's supply or less onto the exhibition site.
- Do not replenish supplies during exhibition operating hours.
- Provide adequate fire safety measures and handle materials carefully at all times.
- Place hazardous materials 6 m and other materials 3 m or more from fire escapes.
- A Type 10 fire extinguisher must be readily available.
- Place hazardous materials 5 m away from areas in which open flames are being used.
- Appoint personnel to monitor safety.

### 4-19. Violation of the regulations and discrepancies in interpretation

Concerning official regulations, if an exhibitor violates regulations or if there is a discrepancy in interpretation or the application of these regulations, the following measures will be taken. Please note that the interpretation of the regulations as defined in the original Japanese language documentation will take precedence.

- If the Organizing Committee determines that an exhibitor has violated regulations governing exhibitor booths and implementation of exhibits, the association will request that the exhibitor take the necessary corrective measures.

- If the same violation described in section 1 above occurs again, or a discrepancy in interpretation of these regulations occurs, the Organizing Committee will take the appropriate action and as a final ruling order, order the exhibitor in question to take the necessary corrective measures. Please note that once the committee reaches a final ruling, the committee will not enter any further discussion with the exhibitor in question, nor be responsible for any incurred liabilities whatsoever.

- If an exhibitor has been ordered to take corrective measures described in section 2 above, the exhibitor will be required to submit in writing on the same day, a description of the necessary corrective measures taken and the schedule at which they will be completed.

- If an exhibitor has been ordered to take corrective measures described in section 2 above, and fails to do so accordingly, or if the corrective measures taken are determined to be insufficient by the Organizing Committee, the following penalties may apply.

- The exhibitor will be prohibited from continuing with exhibition activities from the next day.
- If the penalty in section 1 above is not abided to, the exhibitor will be barred from exhibiting at the subsequent Inter BEE exhibition.

### 4-20. Others

- Other prohibited activities and regulations that are not included in these regulations will be detailed in the Exhibitor Manual that will be distributed at a later date.

- Promissory notes cannot be accepted for payment for booth fee and all the expenses. Transfer fees are to be borne by the exhibitor.

- These regulations are subject to change as deemed necessary by the show sponsors, the Organizing Committee or the association. If changes occur to the regulations, they will be posted on the Inter BEE Official Website, or brought to the attention of exhibitors by other means.

- Observing these regulations is the sole responsibility of the exhibitor. The show sponsors, Organizing Committee and the association will not accept any responsibility resulting from violations of existing laws and / or local ordinances by exhibitors.

### 4-21. Organizing Committee

The Organizing Committee functions as a body to deliberate and decide matters related to the management of the exhibition, including regulations and plans. The Organizing Committee will be represented at the exhibition site during the preparation and execution phases of the exhibition. These representatives will be responsible for maintaining the exhibition environment, dealing with problems and ensuring that the exhibition regulations are adhered to at all times. They have the authority to address problems as they arise.



# Support & Service

From disseminating information of the exhibit to advertisements and seminar rooms, services are available to support all exhibitors before and during the exhibition.

## Information Dissemination Support

### Online Venue Online Exhibitor Page

Free

This is an online exhibitor's page that can be used as a tool for sending out information on exhibited products in advance and as archival data. For a fee, you can also collect data on visitors to your exhibitor detail page.



### Announcing Information through Media

Free

We will send out articles and news about exhibitor pages and exhibit information via our official website and Social Media.



### Press Room

Free

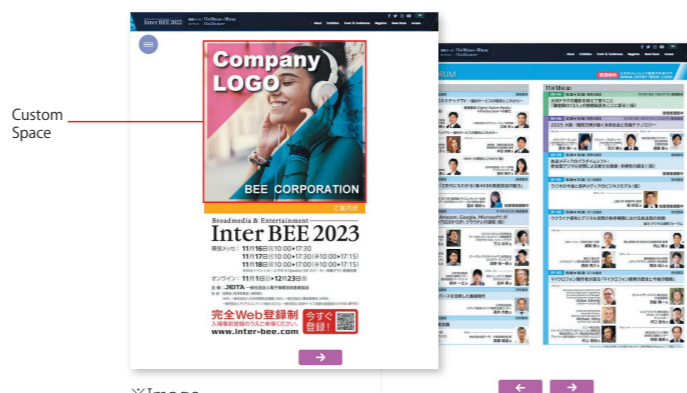
You can provide information on your exhibit here for coverage by members of the press visiting during the period of the event.



### Customized Digital Invitation Leaflet

Free

By using original images including the company name and booth number, the cover of the digital invitation leaflet can be customized for your company and more effectively lead visitors to your booth.



※Image

## New Lead Acquisition / Customer Relations

### Visitor Data Acquisition

partially free

We provide the rental of one barcode reader or QR code reader app free of charge. It will be possible to easily collect the business card information of visitors.



### Business Meeting Room

Free

This is a shared space that you can use for meeting with your client and visitors. A drink service is also available.



### Meeting Room / Presentation Room

Fee

The room can be reserved for time and used for various client meetings, business meetings, and presentations.



11,000 yen (incl. tax) per 45 minutes

### VIP Room

Fee

We will set up this room near the VIP Reception in the International Conference Hall. You can use this to welcome important clients and officials.



11,000 yen (incl. tax) per 60 minutes

## Various Advertising Media

### Web site Banner Advertising

Fee

Increase your exposure and get to your exhibitor detail page in the shortest time possible.



\* For more information, please view the Online Promotion menu.

### Strap Advertising

Fee

We distribute these straps to visitors and members of the press when they enter the venue. They then take these straps home with them afterward.

3,300,000 yen (incl. tax) FCFS



### Magazine Article Advertising

Fee

Articles on exhibited products based on Inter BEE's interviews will be created and distributed to the Inter BEE visitor database via HTML newsletter.



275,000 yen (incl. tax) for one article

### Guide Map Advertising

Fee


Almost all visitors will take in hand the pamphlet for the exhibition information and site map. Please take advantage of the advertisement space.



### On-site Signboard Advertising

Fee

Please use these to mark the position of your booth and for branding.







## Your company can hold its own seminars at the Makuhari Messe International Convention Center and Online. Take full advantage of the benefits of exhibiting.

Seminar rooms are available for exhibitor seminars where you can present your latest products, technologies, and services. There is also an option to stream archived videos of the seminars. By appealing to a large number of users both in onsite and online, exhibitors will be able to increase their effectiveness.

### Sponsor Eligibility

Inter BEE 2023 Exhibitors

### Fee & Venue

On-site seminar	¥220,000 (incl. tax) / 1 session
Archive delivery options	¥220,000 (incl. tax) / 1 session

### Session Spots

	11/15 (Wed)	11/16 (Thu)	11/17 (Fri)
10:00-11:30	15-A	16-A	17-A
12:00-13:30	15-B	16-B	17-B
14:00-15:30	15-C	16-C	17-C
16:00-17:30	15-D	16-D	17-D

### Venue / Facility

Venue	International Conference Hall 1F 「103」「104」
Capacity	Theater Style 80 seats
Standard Installation	Projector, Screen, Audio Equipment, Microphone, Podium Note: Please supply your own PC *Other services such as simultaneous interpretation and additional facilities can be offered for a fee.
Assistants	Director for operating conference On-site receptionist

### Support Services

- **Promotion / PR**
  - Seminars will be announced as an Inter BEE Conference Program.
  - Seminars will also be introduced on the official Inter BEE website and leaflet.
- **Registration**
  - Advance seminar registration is available on the official Inter BEE website. You can also check the status of your attendance reservation in advance.
- **Reception on the day**
  - We will allocate one staff to read the audience data at the entrance of the hall and help you as a receptionist.
- **Attendee data**
  - Audience data acquired on-site will be delivered the next day. The visitor data for archived videos will be provided after the archive period.

\*Only the information of visitors who have opted in will be provided. We will not disclose any visitor information of visitors who decide to opt out from releasing their personal information.

### Archived Delivery Option

The secretariat will record the seminar at the conference hall and archive it for distribution at the Inter BEE online venue. Data from the online audience will also be provided.

Shooting specifications (planned)	<ul style="list-style-type: none"> <li>• One Camera System. Simultaneous or alternating style of photographing the speaker and the screen.</li> <li>• Editing work is available upon request. The video will be distributed after confirmation of the video by the speaker.</li> </ul>
-----------------------------------	--




### How to Apply

If you require exhibitor seminar, please complete the necessary items in the "Exhibitor seminar Application Form" and send the form to Japan electronics show association. The application deadline is **June 30 (Fri)**. Please understand that we will charge a 100% of cancellation fee if you cancel on or after September 1.



We have rooms available to carry out business negotiations and hold demonstrations in the exhibition hall. You can use these throughout the period of the exhibition.

### Overview of Facilities

	Suite Room A	Suite Room B	Suite Room C
Room Type			
Location	Multipurpose room, Exhibition Hall 1F	Multipurpose room, Exhibition Hall 1F	Proseminum Deck, Exhibition Hall 2F
Area	181 m <sup>2</sup>	82 m <sup>2</sup>	62 m <sup>2</sup>
Ancillary	Reception Desk & Chair	Reception Desk & Chair	Reception Desk & Chair, Fascia

### Fee

**Duration of Use**  
Tuesday, November 14 ~ Friday, November 17

### Eligibility and Fee (Including consumption tax)

Room Type	No Product Display	With Product Display	Applicable Number of Booths
Suite Room A	¥990,000	¥1,980,000	20 and more booths
Suite Room B	¥440,000	¥880,000	9 and more booths
Suite Room C	¥330,000	¥660,000	6 and more booths

### How to Apply

After we have received your exhibit application form, if you are eligible for the suite room, we will send you the guideline and application form separately. The application deadline is **June 30 (Fri)**. Please understand that we will charge a 100% of cancellation fee if you cancel on or after September 1 (Fri).

### Application Rules

- \* These prices are for four days use. (The price for rental ahead of schedule as a preparation day is 10% of the usage fee per day.)
- \* Exhibitors exhibiting in booths smaller than the area of the suite are not eligible to apply.
- \* Exhibitors who reduce the number of booths from the time of the previous exhibition may not apply to use a suite room.



# Initiatives to attract Visitors

To maximize the effects of exhibiting at Inter BEE and to attract as many visitors as possible, we will conduct promotional activities in a variety of ways. We will strengthen information transmission through the media and websites.

## Owned Media ~ Earned Media

Information on exhibitors' products and the industry will be disseminated through the official website, Social Media and e-mail magazines. This will help raise expectations of visitors to the Makuhari Messe venue and the online venue for Inter BEE.

### ◆ Inter BEE Official Website

Site visited:  
over **580,000** session

Online Magazine Article published:  
**40**



### ◆ Inter BEE Official Mail Magazine

To attract visitors, e-mail newsletters will be sent to the Inter BEE visitor database on a regular basis.

About **96,756** accounts per article

March-December **31** articles sent



\*Image

### ◆ Official Twitter

Followers:  
**3,791**

Tweet posted:  
**311**

Impressions:  
**956,447**



### ◆ Official Facebook

Followers:  
**5,711**

Posts:  
**153**

Annual Reach:  
**647,382**



## Invitation

### Invitation

- ◆ We will provide the number of invitations used free of charge to all exhibitors.
- ◆ We offer a digital version of the invitation leaflet can have your company's original image as the cover.
- ◆ The organizer and secretariat will also distribute invitations through supporting and cooperating organizations to attract visitors.



\*Image

## Publicity

### Public Relations Activities

We are strengthening our information dissemination through the media, including public relations activities, inviting media coverage of our exhibition booths and products, promoting articles, and arranging TV coverage.

### ◆ Public relations activities (press release distribution results)

- \*Inter BEE 2022 Exhibition Announced Japan's Largest Comprehensive Media Events to be held at Makuhari Messe for Second Consecutive Year (3/1)
- \*Announcing "INTER BEE IGNITION×DCEXPO" (4/1)
- \*Accepting pre-registration for Inter BEE 2022 (10/4)
- \*Inter BEE 2022 Online Venue to Open on November 1 (10/31)
- \*Announcement of Makuhari Messe venue open (11/15)
- \*Inter BEE 2022 Attracts 26,901 Visitors to Makuhari Messe (11/21)
- \*Inter BEE 2022 Ends with about 40,000 visitors. (12/26)

### ◆ Registered Press and Media

**186** Registered Press (Makuhari Messe)

**205** Registered Press (Online Period)

### ◆ Major WEB NEWS publications (in no particular order)

VIDEO SALON	ValuePress
PRTimes	MarTech
DCWatch	Nippon TV NEWS
PRONews	classmethod
AVWatch	IJJ Engineers Blog
ascii.jp	ITmediaNEWS
PHILEWEB	Fuji Television
Screens	Mynavi NEWS
DEMPA SHIMBUN	CAMERAWEB
IZOTOPE	XTECH

## Shuttle Bus

Provide free shuttle bus service to and from for NHK and key commercial broadcasters.

Free shuttle bus service is available between the entrance of each station and Makuhari Messe during the exhibition period to promote the visit of TV station personnel, who are the core users of the exhibition. This service is used by many people every year.



## Paid Media

### Advertisements

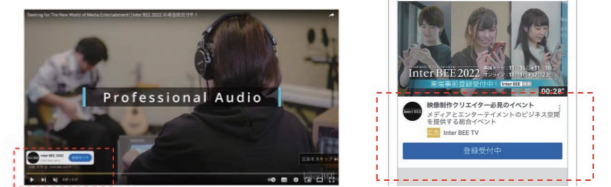
Advertise through the relevant industry publications and global partner events. Utilizing social media advertising and ad technology to promote to a wide range of potential visitors.



\*Image

### YouTube Ads

To attract a wider range of visitors, promotional videos will be advertised on YouTube.



## Media Partners

### Media Partners

Advertise through the relevant industry publications and global partner events. Utilizing social media advertising and ad technology to promote to a wide range of potential visitors.

TVTechnology	AV Watch	映像新聞	オートメーション新聞
PHILEWEB	ビデオSALON	CAMERA fan	EVENT MARKETING
PICTURES	放送技術	HiVi	Shuffle
サテライト!	Stereo Sound ONLINE	PROSOUND	電線新聞
通信興業新聞社	HOTSHOT	電波新聞	電波タイムズ
FILM DIGITAL TIMES	Stage Sound Journal	月刊ニューメディア	GASKET
Screens	PRONews	楽器me	楽器me
UNI PRESS SERVICE	FDI	Video Plus	APB



# Visitor Results 2022



## Makuhari Messe

### 2022 Registered Visitors

Registered Visitors	11/16 (Wed.)	11/17 (Thu.)	11/18 (Fri.)	Total
Japan	8,600	9,048	8,507	26,155
Overseas	437	158	151	746
<b>Total</b>	<b>9,037</b>	<b>9,206</b>	<b>8,658</b>	<b>26,901</b>

Total registered visitors: **26,901**

## Online

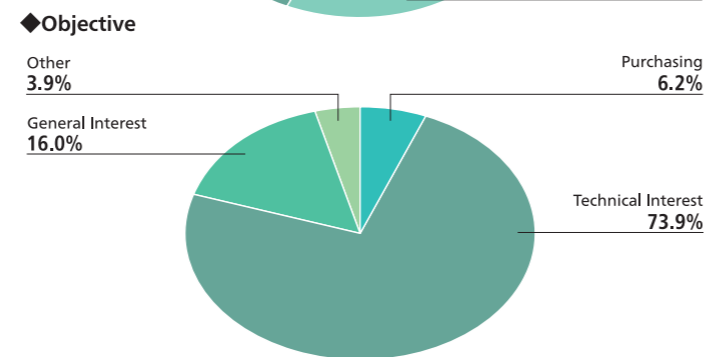
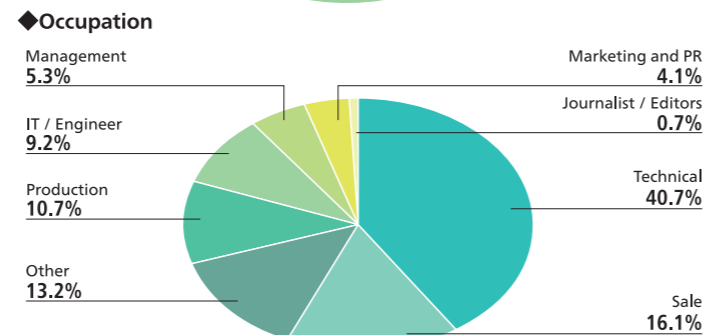
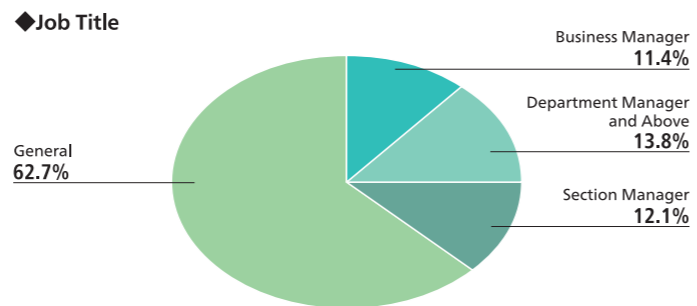
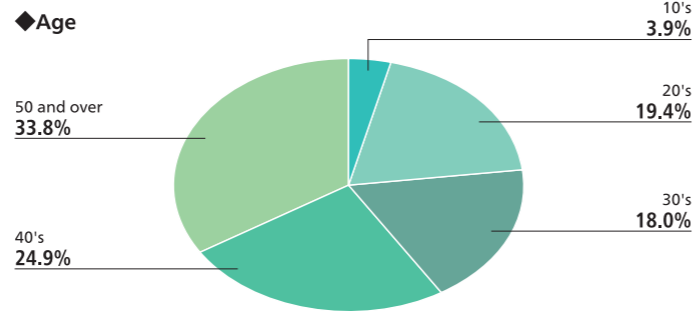
Number of registered visitors by day  
(Online Period: Nov 1(Tue) - Dec 23(Fri))

Total registered visitors: **12,383**

### Type of Business (Makuhari Messe Venue)

Equipment Manufacture	15.5%	Related Internet Business	2.9%
Commercial TV Broadcaster	9.9%	Telecommunication Carrier	2.8%
Film and Video Production Company	7.5%	Related Staging, Art and Lighting	2.3%
Student	7.0%	Related CATV	2.0%
System Integrators	5.8%	Ad Agency	1.7%
Other User	5.5%	Government Office, Organization	1.7%
Post-Production	5.4%	Facilities and Retail Stores	1.5%
Other Guest	5.0%	Record Manufacture	1.5%
Trading Company	4.9%	Content Delivery Network	1.4%
Production	3.8%	Publishing and printing	1.0%
Public Broadcast Station	3.4%	Radio Station	0.7%
Related PA Equipment	3.4%	Video Software Production Company	0.4%
Related Content Creation	3.0%		

### Visitor demographics (Makuhari Messe Venue)

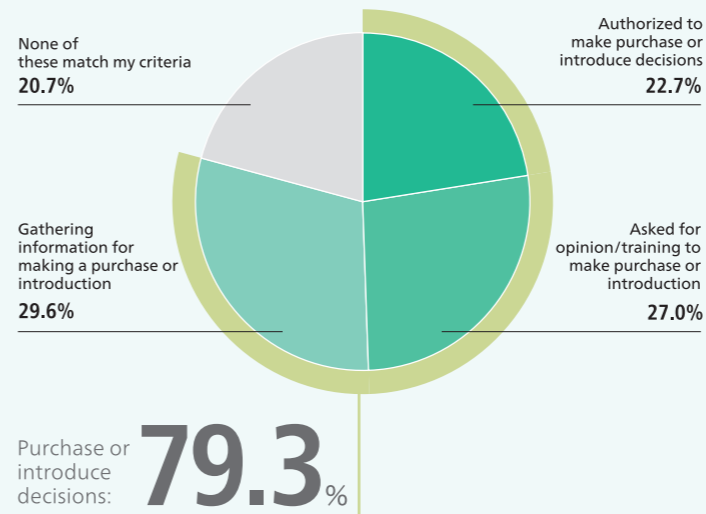


### Interest (In order of highest to lowest percentage)(Makuhari Messe Venue)

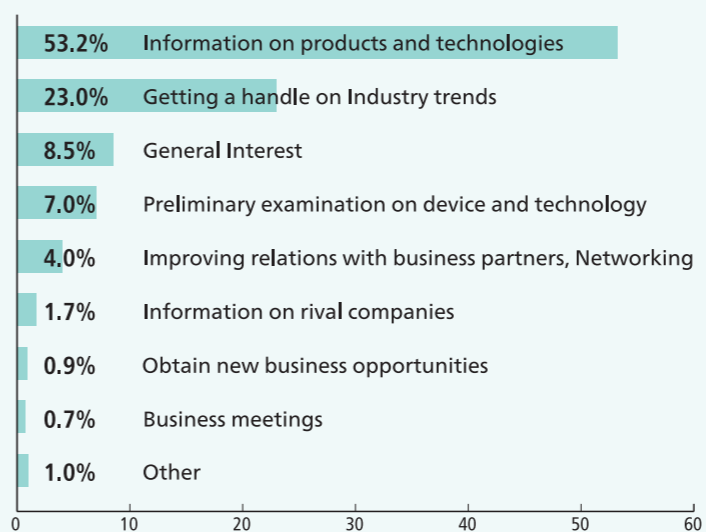
Video Equipment	57.3%	Servers, Storage	9.1%
Audio Equipment	36.1%	Output Systems	8.8%
Camera	25.7%	Public Viewing, Projection Mapping, Digital Signage	8.1%
delivery system	18.9%	OTT, SNS, Second Screen	8.0%
VR, AR, 3D	17.3%	Transmission Systems	7.7%
Editing and Production Equipment	16.9%	Advertising/Marketing Services	6.5%
Cloud Services	15.1%	Stand-by and Peripheral Products	6.3%
Electronic Display	14.8%	Production Management Systems	5.8%
Speakers	14.0%	Digital Cinema	5.8%
Digital Content Creation	13.3%	Measuring System	5.6%
Microphone	12.4%	Art and Staging	5.5%
Mixer	12.4%	VTRs, Memory Cards, Optical Disks	4.6%
Software	11.4%	Electronic Power Unit	3.8%
Relay System	10.9%	Other	1.1%
Lighting Equipment	10.8%		

## Visitor Survey

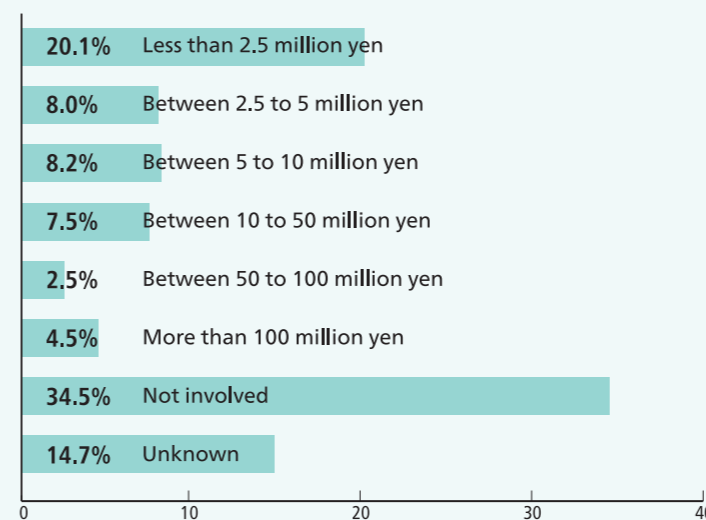
### To what degree are you involved in the process of purchasing products/services in your company?



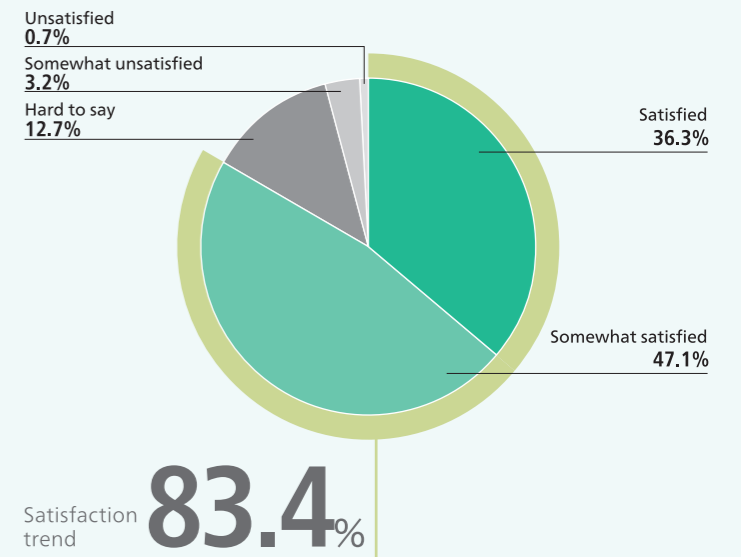
### What was your goal in coming to Inter BEE 2022? (Multiple Answers)



### What is the annual budget for purchasing and installing the products and services?



### How satisfied are you with Inter BEE 2022 overall?



### Was your visit to Inter BEE 2022 valuable? (Multiple Answers)



### Visitors' Voice







### Number of Exhibitors

Exhibition Category	Exhibitors	Booth spaces
Professional Audio Equipment	213	234
Video Expression / Professional Lighting Equipment	59	64
Video Production / Broadcast Equipment	473	1,005
ICT / Cross-media	65	88
<b>Total</b>	<b>810</b>	<b>1,391</b>

### Breakdown of Exhibitors

Area	Country/Exhibitor	Number of exhibitors by country/region
Japan	1 Country / 387	Japan 387
Asia	9 Countries / 90	China 51 / Korea 13 / Taiwan 15 / India 1 / Hong Kong 2 / Singapore 3 / Indonesia 1 / Thailand 3 / Malaysia 1
North / Central America	5 Countries / 153	United States 137 / Canada 13 / Brazil 1 / Mexico 1 / Costa Rica 1
Oceania / Middle East / Africa	3 Country / 14	Australia 6 / Israel 5 / New Zealand 3
Europe	20 Countries / 166	Germany 45 / UK 36 / France 17 / Netherlands 6 / Italy 9 / Sweden 9 / Switzerland 5 / Austria 3 / Spain 6 / Belgium 8 / Denmark 7 / Norway 5 / Hungary 1 / Bulgaria 1 / Croatia 1 / Latvia 1 / Turkey 3 / Czech Republic 1 / Portugal 1 / Liechtenstein 1
	38 Countries	810 Exhibitors

Exhibitors: **810** Companies  
 Exhibiting Countries / Regions: **38**

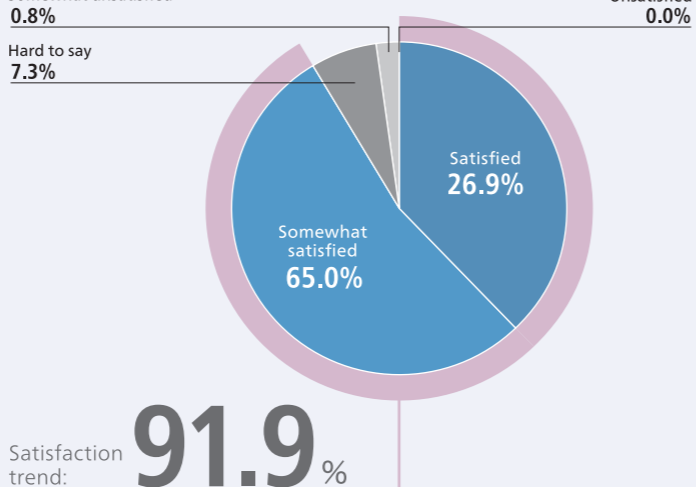
### Exhibitor Survey

◆What were your main objectives for exhibiting at Inter BEE 2022?  
 (Multiple answers accepted)



◆How satisfied are you with your goal as an Exhibitor?

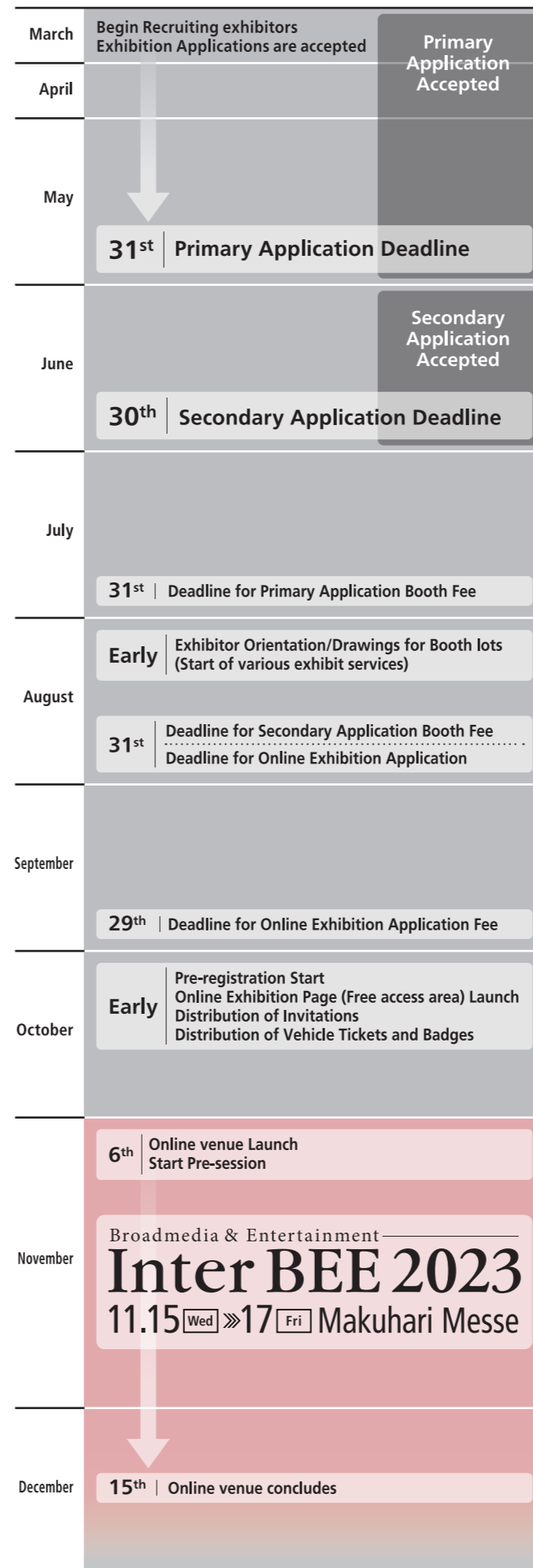
Somewhat unsatisfied 0.8%  
 Hard to say 7.3%  
 Satisfied 26.9%  
 Unsatisfied 0.0%



### Exhibitor's Voice



### Operation schedule



### Exhibition preparation schedule

#### March/April: Making exhibition plans including the objectives

- ◆Setting objectives with the importance on customer contacts such as gaining new customers and updating/adding new customers to the customer list
- ◆Promotional activity planning and objective setting to synchronize the timing of PR activities for new products with Inter BEE

#### May - June - July: Exhibition application

- ◆Finalizing exhibition plans and submitting an application to exhibit based on the exhibition rules
- ◆Finalizing the schedule for the exhibition

#### July/August: Booth design

- ◆Participating the lot drawing for booth space allocation/orientation for exhibitors and obtaining the exhibitor manual
- ◆Initiating the booth design and the creation of various PR tools based on the booth location and the exhibition plans

#### September/October: Procedures for booth management and information dissemination

- ◆Determine booth design and products to be exhibited, and formulate staffing and other booth management manuals
- ◆Application procedures for various forms and applications based on the exhibitor manual

Strengthen information dissemination to attract visitors by entering information on products and attractions on the online exhibitor page.

#### October/November: Prepare for exhibition and make appointments with customers

- ◆Complete booth operation manual and finalize booth construction and loading/unloading of exhibited products
- ◆Distribute information letters to customers and make appointments in advance during the exhibition.
- ◆Preparation of press releases and new product announcements and coverage

Prepare for the opening of the Makuhari Messe venue by posting the event schedule, demo videos, and downloadable materials on the online exhibitor page.

#### November/December: Organize customer lists and follow up after the exhibition

- ◆Measurement of effectiveness of booth operation and evaluation analysis
- ◆Classification of customer lists and analysis of achievement of goals and customer satisfaction
- ◆Follow-up activities for each customer list category based on results analysis

Use of online exhibitor pages as archived data. The online exhibitor page is used as archived data, and videos taken at the exhibition booth and demonstrations are posted. Strengthen post-event information provision and sales promotion activities.



# Exhibitor Results 2022



## Number of Exhibitors

Exhibition Category	Exhibitors	Booth spaces
Professional Audio Equipment	213	234
Video Expression / Professional Lighting Equipment	59	64
Video Production / Broadcast Equipment	473	1,005
ICT / Cross-media	65	88
Total	810	1,391

## Breakdown of Exhibitors

Area	Country/Exhibitor	Number of exhibitors by country/region
Japan	1 Country / 387	Japan 387
Asia	9 Countries / 90	China 51 / Korea 13 / Taiwan 15 / India 1 / Hong Kong 2 / Singapore 3 / Indonesia 1 / Thailand 3 / Malaysia 1
North / Central America	5 Countries / 153	United States 137 / Canada 13 / Brazil 1 / Mexico 1 / Costa Rica 1
Oceania / Middle East / Africa	3 Country / 14	Australia 6 / Israel 5 / New Zealand 3
Europe	20 Countries / 166	Germany 45 / UK 36 / France 17 / Netherlands 6 / Italy 9 / Sweden 9 / Switzerland 5 / Austria 3 / Spain 6 / Belgium 8 / Denmark 7 / Norway 5 / Hungary 1 / Bulgaria 1 / Croatia 1 / Latvia 1 / Turkey 3 / Czech Republic 1 / Portugal 1 / Liechtenstein 1
	38 Countries	810 Exhibitors

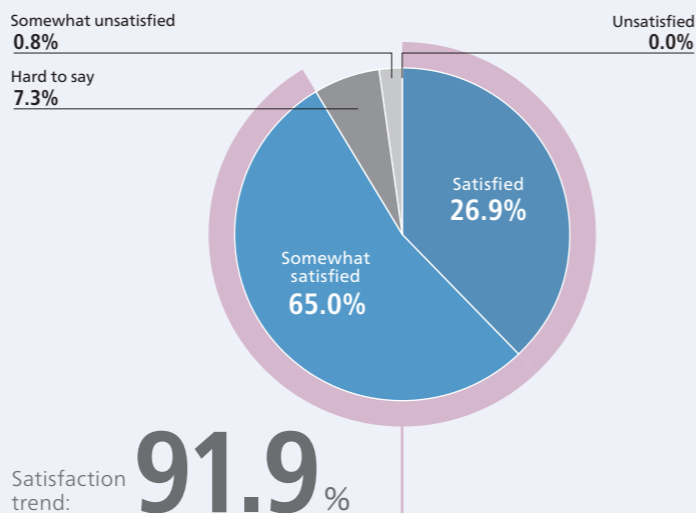
Exhibitors: **810** Companies  
 Exhibiting Countries / Regions: **38**

## Exhibitor Survey

◆What were your main objectives for exhibiting at Inter BEE 2022?  
 (Multiple answers accepted)



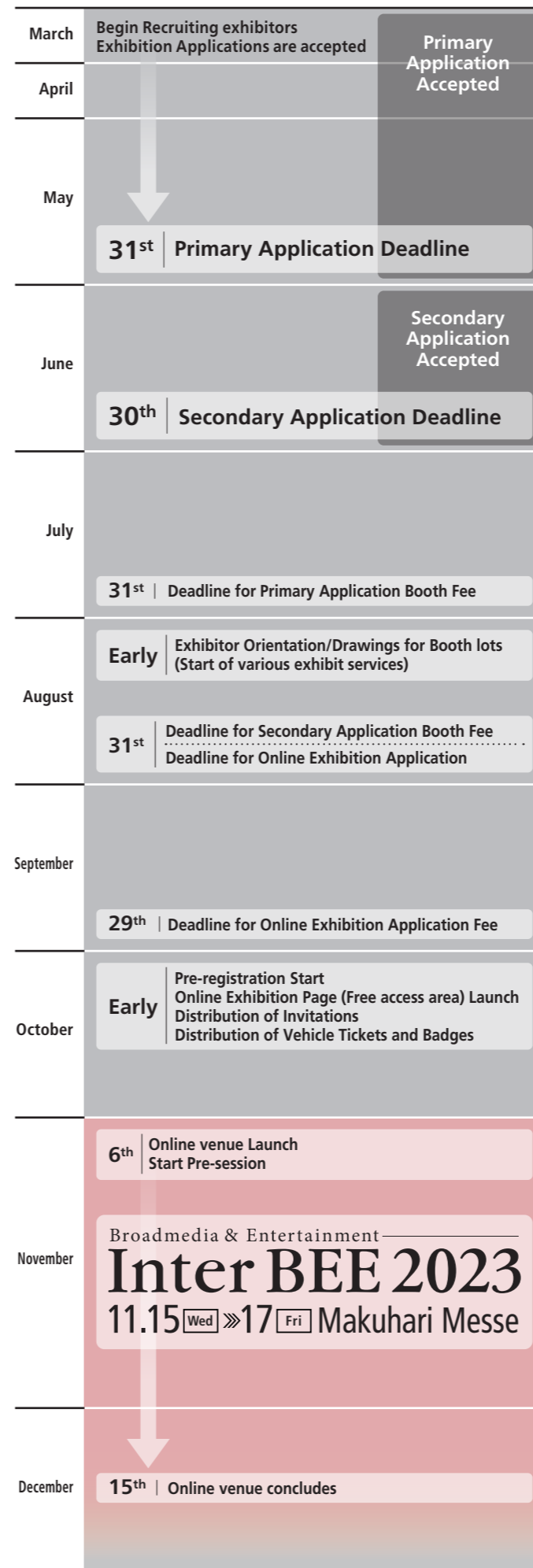
◆How satisfied are you with your goal as an Exhibitor?



## Exhibitor's Voice



## Operation schedule



## Exhibition preparation schedule

### March/April: Making exhibition plans including the objectives

- ◆Setting objectives with the importance on customer contacts such as gaining new customers and updating/adding new customers to the customer list
- ◆Promotional activity planning and objective setting to synchronize the timing of PR activities for new products with Inter BEE

### May - June - July: Exhibition application

- ◆Finalizing exhibition plans and submitting an application to exhibit based on the exhibition rules
- ◆Finalizing the schedule for the exhibition

### July/August: Booth design

- ◆Participating the lot drawing for booth space allocation/orientation for exhibitors and obtaining the exhibitor manual
- ◆Initiating the booth design and the creation of various PR tools based on the booth location and the exhibition plans

### September/October: Procedures for booth management and information dissemination

- ◆Determine booth design and products to be exhibited, and formulate staffing and other booth management manuals
- ◆Application procedures for various forms and applications based on the exhibitor manual

Strengthen information dissemination to attract visitors by entering information on products and attractions on the online exhibitor page.

### October/November: Prepare for exhibition and make appointments with customers

- ◆Complete booth operation manual and finalize booth construction and loading/unloading of exhibited products
- ◆Distribute information letters to customers and make appointments in advance during the exhibition.
- ◆Preparation of press releases and new product announcements and coverage

Prepare for the opening of the Makuhari Messe venue by posting the event schedule, demo videos, and downloadable materials on the online exhibitor page.

### November/December: Organize customer lists and follow up after the exhibition

- ◆Measurement of effectiveness of booth operation and evaluation analysis
- ◆Classification of customer lists and analysis of achievement of goals and customer satisfaction
- ◆Follow-up activities for each customer list category based on results analysis

Use of online exhibitor pages as archived data. The online exhibitor page is used as archived data, and videos taken at the exhibition booth and demonstrations are posted. Strengthen post-event information provision and sales promotion activities.